

Easy Setup Instructions

BF2.3D

This outboard is shipped **without oil** in the engine.
You must **add oil** before use.

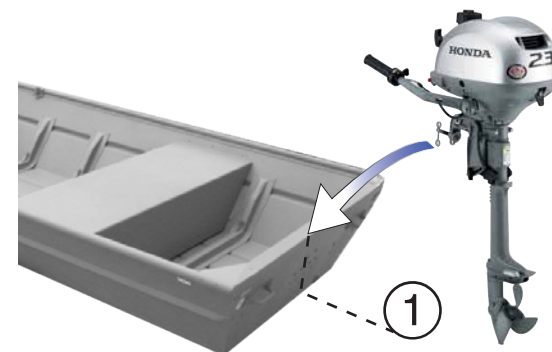
- 1** Open the box and inspect the outboard motor for damage. If you find damage, contact your retailer.



- 2** Locate and read the Owner's Manual fully to understand how to install and operate the outboard motor correctly.

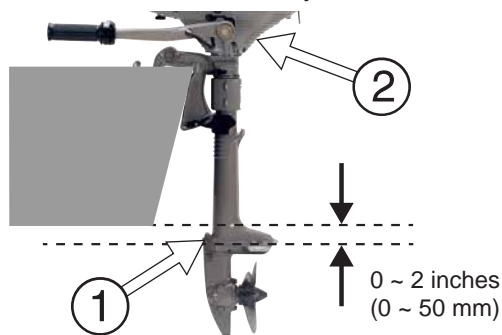


- 3** Install the motor on the centerline ^① of the boat's transom. Refer to the INSTALLATION section of the Owner's Manual.




BF2.3D approximate weight: 32 lbs

- 4** The antiventilation plate ^① of the motor should be 0 ~ 2 inches below the bottom of the boat. Be sure the engine under case ^② is above the water level when the boat is fully loaded. If not, contact your retailer.




- 5** Attach the stern bracket to the boat transom by tightening the clamp screws ^① clockwise. Attach a safety rope from the boat to the hole in the stern bracket ^②.



- 6** Pull the latch ^① down and remove the motor cover ^②.



- 7** Unscrew the oil fill cap ① and add Honda 10W-30 FC-W (or equivalent) engine oil, API category SG, SH, or SJ, to the upper limit mark on the inspection window ②. Do not overfill.



Inspection Window:



UPPER LIMIT
LOWER LIMIT

Initial oil fill amount:
Approximately 8 oz.

- 8** Reinstall the motor cover.



- 9** Add fresh Regular grade (pump octane of 86 or higher) gasoline containing no more than 10% ethanol (E10).



Starting The Engine & Break-in

Refer to the OPERATION section of the Owner's Manual and follow the instructions for starting the engine.

The break-in procedure allows the moving parts to wear in smoothly for best performance and long service life.

For the first 10 hours, run the outboard motor at low speed, and avoid full-throttle operation.

Registering Your Outboard Motor

Register your outboard motor to receive important service information and updates.

Visit marine.honda.com and click on Service & Support, then **Product Registration**.

Have a question or a problem?

Most questions or concerns can be answered by reading the Owner's Manual or contacting the retailer where you purchased your Honda outboard motor.

Where is a dealer near me?

You can find the closest Authorized Honda Marine Dealer to you by visiting marine.honda.com and clicking on **Find A Dealer**.