

Sea Eagle Boats

435ps PaddleSki Motor Mount and Swivel Seat Fishing Rig

Page 1

Center Motor Mount (MMCPS)

Lay the assembled motor mount board over the yoke bolts, and secure with the threaded knobs (knurled nuts).



Run strap through front D-ring and under motor mount board. Buckle must be upside down.

Run strap back over board and to buckle.

Do **not** run strap through rear D-ring. Using front D-ring only will keep front edge of board from tilting up when under power.



Run strap through buckle and pull hard.


Swivel Seat Fishing Rig

Place the assembled frame between the D-rings in front of the motor mount.




Motor Mount and Swivel Seat Fishing Rig

Page 2



Run strap through front D-ring and under the front bar.



Run strap back over front bar and through the D-ring.


Keep feeding the strap through the D-ring until strap is tight around the bar.

Next, run strap through D-ring behind rod holder bar as shown.



Motor Mount and Swivel Seat Fishing Rig

Page 3



Run strap back over top of rear bar and front bar and into the buckle. **Pull strap tight.**

Free end can be trimmed down or run through back of buckle and tucked under strap.

