


## Dual Action Auto Two Stage Hand Pump



### Two Stage Pump (Bravo 4)

In the double action mode the pump inflates on the up and down strokes. Automatically switches to single action mode if inflating beyond 6 psi (pounds per square inch).

The pump comes with a manometer (pressure gauge) and two hoses with pre-attached adapters.



Use the flat adapter to inflate the seat.


Use the black, hooked adapter to inflate the boat.

Lay pump down. Push and twist hose to secure in place.



Twist the pressure gauge into the port that reads "INFLATE." Twist hose onto gauge.

# Dual Action Auto Two Stage Hand Pump




Inner red numbers indicate PSI pressure. Photo shows 3.2 PSI.

\*\*See boat manual for inflation pressures for your boat.

NOTE! If the gauge does not move, keep pumping, it takes a lot of air for the needle to move.

To test the gauge, insert the hose with the seat valve adapter into the gauge. Raise the T-handle, cover the opening with a finger and push down on the handle sharply. The gauge should move and return to zero.



## Recessed Valve Adapter

The recessed valve adapter is used to inflate your boat, kayak or SUP. If adapter is too tight, stretch red gasket to soften it.

The groove in gasket faces outward.

Valve stem should be in the UP position for inflation.



## One Way Valve Adapter

Use the flat adapter to inflate the seat.

Lay pump down. Push and twist hose to secure in place.

**Warning:** Inflate seat until firm. Do not over inflate.